

# Technical Datasheet

## J-25 Matt

Code: 73150 Interior/Trade/Professional



### DESCRIPTION

Water based paint with high coverage and opacity level.  
Excellent value for large and small construction projects . Formulated with acrylic copolymers that provide a resistant coating with good washability. Ideal for professional use due to its good performance and property and colour stability. Contains anti-mould additive to prevent the formation of mould on the paint.

### USE: INTERIOR


Recommended for general use in construction and decoration, especially on walls and ceilings where a matt finish with wet-rub resistance and anti-mould properties are required.



### PROPERTIES

- Excellent coverage and opacity level
- Ideal for professionals
- Contains anti-mold additives
- Excellent performance
- Suitable for an array of surfaces and uses
- Breathable
- Wet-rub resistant
- Quick Drying and excellent for touch ups
- Does not propagate fire - Fire retardant to Bs1,d0

### CERTIFICATIONS

- Fire Retardant: B-s1, d0 according to EN 13501-1:2009+A1:2009  

- A+ Certification as per ISO 16009-9 (Maximum indoor air quality)  

- International EPD System Certification - LEED & BREAAAM qualification  

- Wet-scrub resistance and cleanability of coatings according to UNE-EN ISO 11998:2007 - Class 2  

- Determination of hiding power (Method B) according to UNE-EN ISO 6504-3:2007 - Class 1  


**Finish:** Extra-matt

**Color:** White and Black

**Viscosity:** Min. 60 P S/FR1007

**Density:**

WHITE: 1,62 ± 0,05 g/cc S/FR1001

BLACK: 1,45 ± 0,05 g/cc S/FR1001

**Drying:** Touch Dry in 1 hour

**Min. Repaint time:** 6 hours

**Max. Repaint time:** Unlimited

**Diluent:** Water(max 10%)

**Performance:** 10-12 m<sup>2</sup>/L (per coat)

Avg. observed values. Variable depending on texture and absorption.

**Tinting:** Juno Universal colorant (max 3%)

**Solids in volume:** 40 ± 2 % Theoretical (White)

**Flash Point:** Not flammable

**VOC Content:** Máximum 30 g/litre

73150 WHITE

73173 BLACK



Format: 4L / 15 L

The information contained in this data sheet may change and must be updated. Consult [www.junopaints.com](http://www.junopaints.com) or your nearest JUNO representative to obtain the most recent data sheet. The technical advice of application, whether verbal, written or through trials, are based on the experience and technical knowledge of JUNO. The data shown in this document should be considered a recommendation and as such does not imply any commitment, even with regard to possible industrial property rights of third parties. The application, employment and transformation of the products supplied by JUNO are carried out by third parties. Consequently, the final result is the sole responsibility of the client, applicator or manipulator of the products and not of the supplying company. This document does not exempt the client from carrying out his own examination of the products supplied, in order to verify their suitability for the procedures and intended purposes. In case of responsibility assumed by JUNO, it will be limited to the strict value of the goods supplied and used by the customer, whatever the damages and losses caused. JUNO guarantees the quality of all its products, in accordance with the current General Sales Conditions.

# Technical Datasheet

## J-25 Matt

Code: 73150 Interior/Trade/Professional



### SURFACE PREPARATION

**UNTREATED SURFACE.** On new, firm, clean and dry surfaces, no preparation of the substrate is necessary. For added consistency and dustproofing, prime with a coat of diluted Hidrocril Sealer (Prod.Code 81.006) (1 part Hidrocril : 4 parts Water).

On projected plasters, due to varying levels of absorption it is recommended to seal the surface applying 1 coat of **Aquasell (Prod.Code 21.203)**.

**PAINTED SURFACES.** If the paint is in good condition, apply the product directly. For paint in poor condition, remove loose flaking paint, dust and dirt. Go over defective areas, repairing cracks and irregularities with **Juno Repair Plaster (Prod.Code 77.000)** before painting.

On glossy surface paints and varnishes it is necessary to sand the surface to eliminate any gloss to favor adhesion and eliminate surface tension. Paint out a small test patch to check the strength and anchoring of the paint and prevent possible incompatibilities with previous coats/applied paints.

#### PATHOLOGIES

**Mold contamination.** Wash mold stains thoroughly and disinfect using **Junoclean Anti-Mold wash (Prod.Code 760.180)**. Rinse with clean water and let dry completely. Coat using paint with anti-mold additive or add JUNO's **Misky-Misky anti-mould additive. (Prod.Code 79.597)**.

**Saline Efflorescence.** Brush thoroughly, clean and neutralize with a Chloridic acid or Zinc Sulphate solution (to 10%). Rinse with water and allow to dry completely before painting.

**Moisture, grease, smoke or nicotine stains, etc.** Clean with water and suitable detergent. Leave to dry completely before applying and priming with **Tapa-Manchas Stain Cover. (Prod.Code 21.350)**.

### APPLICATION TIPS

Stir content thoroughly until complete homogenization.

Apply on surfaces that are consistent, clean, completely dry, free of efflorescence (saltpeter) and molds.

Do not apply on surfaces with a temperature below 5°C, nor excessively hot surfaces.

The need to dilute the product depends on porosity and state of the surface.

It is advisable to protect areas that are not going to be painted (plugs, skirting boards, floors, door frames and windows) with painter's tape and paper. Once the work is completed, remove the tape before the paint completely dries, to prevent paint from being pulled off.

**APPLICATION METHOD.** Brush, roller or spray equipment. Apply minimum two coats of J-25.

**CLEANING.** Clean paint stains and work tools immediately after use using soapy water.

### SAFETY AND ENVIRONMENT

Minimize product waste by estimating the amount needed, taking into account the m<sup>2</sup>, porosity and texture of the support.

Store any excess material in a ventilated and dry place. The container must be clean and of adequate size for the amount of product left over. Close containers carefully and keep upright to avoid spills. Preserve the containers away from frost, high temperatures and direct exposure to the sun.

Recover any unused paint for future use and to reduce environmental effects.

Do not eat, drink or smoke during the preparation and application of the product. Surface preparation and application operations must be carried out with the corresponding safety measures. For more information, consult the Safety Data Sheet.

In case of contact with eyes wash with clean and abundant water. Keep out of the reach of children.

Do not discharge into drains or the environment. Dispose of at an authorized waste collection point.

Consult your town hall for correct recycling method for container and waste/leftovers paint according to local legislation and principles of environmental respect.

The information contained in this data sheet may change and must be updated. Consult [www.junopaints.com](http://www.junopaints.com) or your nearest JUNO representative to obtain the most recent data sheet. The technical advice of application, whether verbal, written or through trials, are based on the experience and technical knowledge of JUNO. The data shown in this document should be considered a recommendation and as such does not imply any commitment, even with regard to possible industrial property rights of third parties. The application, employment and transformation of the products supplied by JUNO are carried out by third parties. Consequently, the final result is the sole responsibility of the client, applicator or manipulator of the products and not of the supplying company. This document does not exempt the client from carrying out his own examination of the products supplied, in order to verify their suitability for the procedures and intended purposes. In case of responsibility assumed by JUNO, it will be limited to the strict value of the goods supplied and used by the customer, whatever the damages and losses caused. JUNO guarantees the quality of all its products, in accordance with the current General Sales Conditions.